


NW350

DIGITAL LABEL PRINTER



COMBINING PRINTING AND CONVERSION TO PRODUCE FINISHED DIE-CUT VIVID COLOR LABELS

INX...
®








IT'S NOT JUST A LABEL PRESS BUT A REAL BUSINESS TOOL

- 1-3 Industrial/
- 4-5 Food & Beverage/
- 6 Personal Care/
- 7 Pharmaceutical/
- 8 Promotional



CAN PRINT
ON **100+**
MATERIALS



ADVANCED DIGITAL TECHNOLOGY FOR NARROW WEB LABEL PRINTING

ADAPTABLE FLEXIBLE PROFITABLE EASY-TO-USE VERSATILE

1 Control Workstation

A powerful double-screen workstation allows the operator to easily check and manage every part of the system, from file upload and mechanical/laser settings to printheads and hydraulic adjustments.

2 Mounting Station

Once the new roll is fixed on unwinder, it's easy to feed it using the bending knife and hook it up to the existing strip. Drive the web and tighten it through the whole path in just a few minutes.

3 Printing Unit

The heart of the NW350 printers are their easily accessible printing tower, equipped with five color stations (*CMYK and White*) recirculating and industrial inkjet printheads.

4 Web Cleaning Unit

Utilizes two groups of cleaning rollers combined with rubber rollers to remove dust and dirt. The two anti-static units remove any remaining electric charges.

5 Laser Die-Cutting

A fully-integrated end-to-end workflow is guaranteed by the in-line laser cutting unit. It allows the seamless production of any type of labels starting from digital design to finished product.

6 Heavy-duty rewinder

Finished labels, perfectly printed, cured and cut, are instantly rewound on a motorized roll. Through a quick and easy operation they can be removed, packed and made available for customer delivery and application.

7 Lamination unit

A lamination unit is available for the flood (*full coverage*) lamination of any labels.

8 Corona station

A corona station is available on the NW350 for pre-treatment of substrates with low surface energy. Corona is recommended only for corona-treated plastic materials.

9 Variable data

Customers who need numbering, language versioning or fully-customized labels, even starting from a simple PDF or raster file, can count on the powerful variable-data features of NW Series.

10 Roll-to-sheet unit

A versatile cross-cutting unit is available for in-line cutting of the printed reel. Easily switch from cut labels to direct-mailing and 1:1 marketing campaigns.

11 Semi-rotary die-cutting unit


Optional / In place of laser die-cutting

A physical die-cutting unit is available for those customers who require the highest customization in terms of texts, colours, languages and quantities, but have standard label-sizes or limited die-cut changes over the year.

12 Brand protection capabilities

To help mitigate counterfeiting, maintain product and supply chain integrity, covert Track and Trace formulas are available that enables product authentication and verification as well as location services.





- (1) Printer Operating Station
- (2) Material Unwind
- (3) Splice & Web Steering
- (4) Corona Treatment
- (5) Web Cleaning
- (6) Printing Station
- (7) Final Cure
- (8) Film Lamination
- (9) Laser Die Cutting
- (10) Inspection Area
- (11) Slitting
- (12) Scrap Rewind
- (13) Product Remind

UP TO
350
mm

← →
PRINTING WIDTH

EPSON
S3200
XAAR
1003
PRINTHEADS

Advanced
technology

UV-LED

UP TO
50
LINEAR METERS
PER MINUTE

UP TO
600x1200
dpi
DEPENDS ON PRINTHEAD

PRINTING
RESOLUTION

LEVEL
GREY
SCALE
PRINTING

CONTINUOUS
TONE

WHITE

CMYK

450
watt

LASER


CORONA

LAMINATION

VDP

NW350

SPECIFICATIONS



PRINthead TECHNOLOGY

Advanced printhead technology, multi-level grayscale, drop sizes as small as 3 pl*

*Depends on printhead

AVAILABLE CONFIGURATIONS

CMYK no laser
 CMYK with laser
 CMYK + White no laser
 CMYK + White with laser
 Other configurations available

RESOLUTION

Printing resolutions:
 Up to 600 x 1200 dpi*

*Depends on printhead

PRINT SPEED

Up to 160 linear ft. per min. (50m/min), speed depends upon printhead, machine configuration, material, and job complexity

PHYSICAL DIMENSIONS

Printer:
 Approx 200"W x 61"D x 86"H
 (est>4400 lbs. (2000 Kg)
 (Including lamination and laser stations)

Chiller: 28"W x 44"D x 60"H
 (for laser station)

MEDIA HANDLING

Print width: up to 13.8' (350mm)*, Media width 15.0" max (381mm), diameter 26.75" max (680mm) core 3' (76mm)

*Depends on printhead

UV CURING SYSTEM

UV LED pinning and final curing systems

INKS

UV curable inks formulated for high-speed single pass web printing on a variety of media types

IMAGE PROCESSING SYSTEM

ONYX Thrive scalable print production software

LASER DIE CUTTING

Laser cutting station with 450 watt laser, maximum finished cut label height = 13.87" (350mm)

ELECTRICAL

Printer:
 380/400 VAC 120 Amps
 3+N Phase 50/60Hz (depending on configuration)

Chiller:
 380/415 VAC 15 Amps
 3 Phase 50/60Hz

OPERATING CONDITIONS

65-85 degrees F (18-30 C)
 20% to 80% relative humidity

MEDIA

Paper, polyester, biaxially oriented polypropylene (BOPP), polypropylene (PP), metalized media, and thin aluminum (<0.1mmthick)

OPTIONS

Corona Treatment Sheeter
 Slitter
 Laminator

Printer output may vary depending on type of print data file, application, media, environmental conditions, print speed, or other variables. Many of these variables can be controlled by the operator to optimize to production and output quality requirements. Only approved consumables purchased from INX International Ink Co. or authorized distributors and designated for use in the INX NW210 Printer.

©2022 INX Digital. All trademarks are the property of their respective owners. Due to continuing research and product improvements, features or product specifications may change at any time without notice. 09-2022



INX Digital
Corporate office
150 N. Martingale Rd
Suite 700
Schaumburg, IL 60173
800-631-7956
evolve@inxdigital.com

INX...[®]